

## URUTU AIR INTAKE

(MASERATI GRANTURISMO & QUATTROPORTE FITTED WITH THE 4.2L F136U & 4.7L F136Y V8 Engines)




### INSTALLATION INSTRUCTIONS


#### Required Tools:

- Screwdriver or Electric drill
- Hex – allen wrench
- Small Flashlight (Optional)


1. Access the engine compartment and remove the larger piece of the engine cover



2. Loosen up the three clips-latch that secure the air box in place and remove the two hose clamps and the vacuum line from the OEM intake.



3. Remove the OEM intake and install the URUTU replacement unit (you may use a screwdriver to facilitate the process)



4. Secure the air intake and the vacuum line with the provided clamps (03 Total) and re-install L shape sound chambers
5. End